



Xi Cool Presentation XTE

Xi WINE SYSTEMS
to present & store perfectly



Xi Cool Presentation XTE

Xi WINE SYSTEMS
to present & store perfectly



Xi Cool Presentation XTE

 **WINE SYSTEMS**
to present & store perfectly



Xi Cool Presentation XTE

 **WINE SYSTEMS**
to present & store perfectly



Xi Cool Presentation XTE

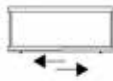
Xi WINE SYSTEMS
to present & store perfectly



362

mm

XT-H10



860 x 362 x 1852



60




+5 / +18



530

mm

XT-M10



860 x 530 x 1893



120



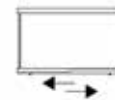
+5 / +18



530

mm

XT-M12



860 x 530 x 1893



112



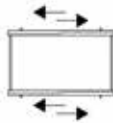
+5 / +18



530

mm

XT-C10



860 x 530 x 1893



120



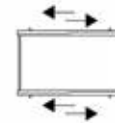
+5 / +18



530

mm

XT-C12



860 x 530 x 1893



112



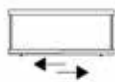
+5 / +18



362

mm

XT-H14



56 / 64



+5 / +18


860 x 362 x 1852



530

mm

XT-M14



112 / 128



+5 / +18

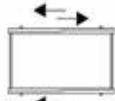
860 x 530 x 1893



530

mm

XT-C14



112 / 128



+5 / +18

860 x 530 x 1893

OPTIONAL XT *14

The units *14 of the XT series are supplied without internal fittings. You can customize the interior by choosing one or more of the following options.



OPT-14T-BF

Front neck bottles



OPT-14-B0

Horizontal bottles



OPT-14T-BI

Reclined bottles



OPT-14T-PR

Adjustable shelf



OPT-14H-B0

Horizontal bottles



OPT-14TH-BI

Reclined bottles




OPT-14TH-PR

Adjustable shelf

Xi Cool Presentation XTE

Xi Cool Presentation XTE features a wooden-clad aluminum structure that comes in different colors and finishes. This design choice allows for easy replacement both of glass parts and the wood frame.

It is available with reduced depth (H) with static condenser installed in the back, and standard depth (M / C) equipped with the innovative central refrigeration system with the cooling coil in the middle of the cabinet. This system makes it possible to have a central (C) system with sliding doors on both sides.



XTE is made of two separate elements and references:

- Unit with aluminium structure
- MDF/wood decorative frame.

The frame is mounted with a snap-on button system and therefore easy to replace.

Aluminium structure

MDF frame

Sliding doors, sides and top in double glass – anti-UV protection

Lock with key

Aluminium interior

White natural daylight LED

(4000 K - 30 led/mt - 7,2 W/mt - 572 lumen/mt)

Static and ventilated refrigeration

Digital temperature controller

Automatic defrosting and automatic evaporation system

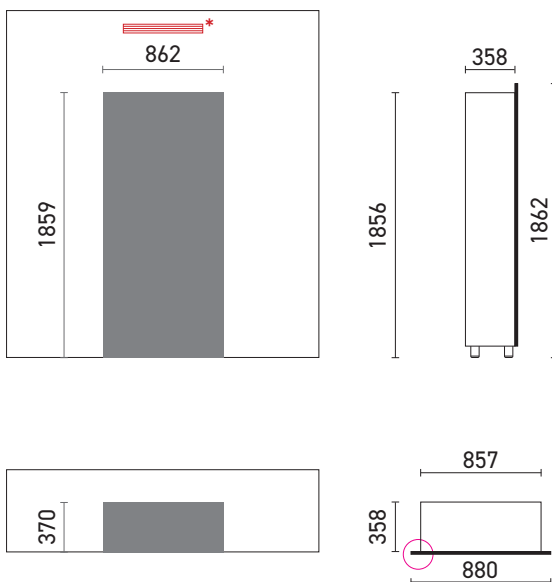
Anti-vibration system

Heated rails

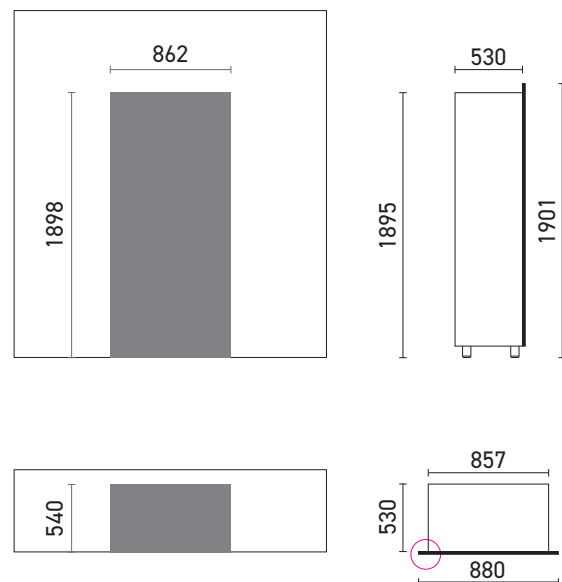
Inverter compressor (H)

Size of built-in units

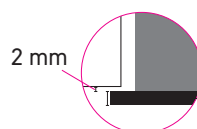
Recess measures for building-in (TB-H*)



Recess measures for building-in (TB-M*)



The models must be fixed to the wall with the provided brackets.



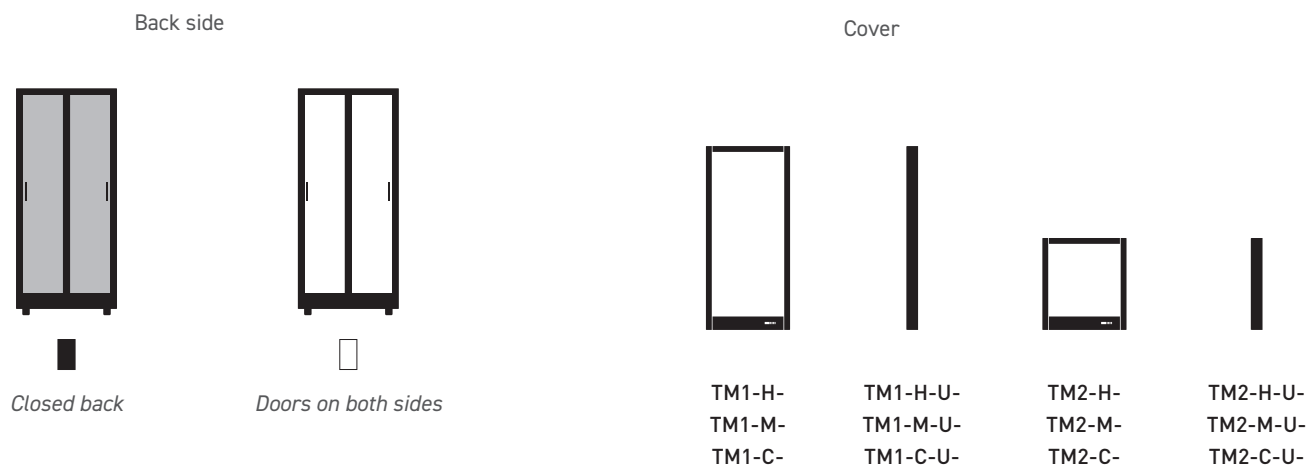
HPL 7 mm
MDF 10 mm
DUNE 14 mm

* Include an opening of about 160 cm² (for example, cm 80x2) above the niche in which the showcase is built in to allow the discharge of warm air (only TB*-H).

Xi Cool Presentation XTEM

The frame structure is made of aluminum and is equipped with special magnetic strips to apply or remove quickly and easily any available cover from our collection.

This unique construction allows to change the colour or finish of the display case in a few minutes and also makes it possible to join more units together giving the appearance of a single unit.



Aluminium structure
Laminate/HPL cover
Sliding doors, sides and top in double glass -
anti-UV protection
Lock with key
Aluminium interior
White natural daylight LED
(4000 K - 30 led/mt - 7,2 W/mt - 572 lumen/mt)
Static and ventilated refrigeration Digital
temperature controller Automatic defrosting
and automatic evaporation system
Anti-vibration system
Heated rails
Inverter compressor (H)



XTEM covers are made in laminate or HPL. Two types of cover are available (large and small) in the three H/M/C versions.

The fixing of the cover is magnetic. On request it can be supplied with the Covers already fixed.

To join two or more units together, the corner profiles must be removed and it is necessary to screw the brackets supplied with the Cover "U".

Fix the "U" magnetic Cover to hedge the juncture between the showcases, finishing and harmonizing the composition.

COLORS





It suits with ease any type of environment and its looks complement well even vintage furniture.

Pictured here is XT-H10 with linear frame in black finish.

xi WINE SYSTEMS
to present & store perfectly



Xi Cool Presentation XTE

Xi WINE SYSTEMS
to present & store perfectly



Xi Cool Presentation XTE

Xi WINE SYSTEMS
to present & store perfectly



Model with black linear frame and custom internal fitting.

Built-in installation and reduced depth make XT suitable even for dining rooms, living rooms and kitchens.

 **WINE SYSTEMS**
to present & store perfectly



XT-BH10




880 x 358 x 1862

60

+5 / +18



XT-BM10




880 x 530 x 1901

120

+5 / +18



XT-BM12



880 x 530 x 1901

112

+5 / +18



XT-BH14



358

mm



880 x 358 x 1862

56 / 64

+5 / +18



XT-BM14



530

mm



880 x 530 x 1901

112/128

+5 / +18



OPTIONAL XT B *14

The units *14 of the XT B series are supplied without internal fittings. You can customize the interior by choosing one or more of the following options.



OPT-14T-BF

Front neck bottles



OPT-14-B0

Horizontal bottles



OPT-14T-BI

Reclined bottles



OPT-14T-PR

Adjustable shelf



OPT-14H-B0

Horizontal bottles



OPT-14TH-BI

Reclined bottles



OPT-14TH-PR

Adjustable shelf



Total black. Black customization for interiors and external details is available on request. An aesthetic solution that suggests strength and elegance.

COLORS





Xi Cool Presentation XM

Xi WINE SYSTEMS
to present & store perfectly



XM-H10



350

mm



60



+5 / +18

900 x 350 x 1857



XM-M10



510

mm



120



+5 / +18

900 x 510 x 1898



XM-M12



510

mm



112



+5 / +18

900 x 510 x 1898



XM-C10



510

mm



120



+5 / +18

900 x 510 x 1898



XM-C12



510

mm



112



+5 / +18

900 x 510 x 1898



XM-H14



350

mm



56 / 64



+5 / +18

900 x 350 x 1857



510

mm

XM-M14



112 / 128



+5 / +18

900 x 510 x 1898



510

mm

XM-C14



112 / 128



+5 / +18

900 x 510 x 1898

OPTIONAL

The units *14 of the X Mseries are supplied without internal fittings. You can customize the interior by choosing one or more of the following options.



OPT-14MP-BF

Front neck bottles



OPT-14-B0

Horizontal bottles



OPT-14MP-BI

Reclined bottles



OPT-14MP-PR

Adjustable shelf



OPT-14H-B0

Horizontal bottles



OPT-14MPH-BI

Reclined bottles



OPT-14MPH-PR

Adjustable shelf



XM-H1-01



350

mm

900 x 350 x 1857



XM-H1-02



350

mm

486 x 350 x 1857



XM-M1-01



510

mm

900 x 510 x 1898



XM-M1-02



510

mm

486 x 510 x 1898



XM-C1-01



510

mm

900 x 510 x 1898



XM-C1-02



510

mm

486 x 510 x 1898





A new paradigm in separating environments embodied by the transparency of the wine cellar.

A unique composition made by adding XM-C10 and XM-C14 with linear frame in matte finish.

xi WINE SYSTEMS
to present & store perfectly





Something really special.
A big picture where wine is the artwork.
This composition is made of two XM-H10
models with silver molded frame.

xi WINE SYSTEMS
to present & store perfectly

Plain frame

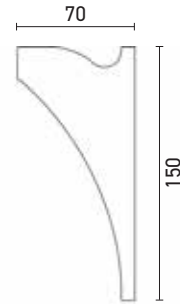


PF-CL

Colors

L01 - L10 - L11 - L20 - L21 - L22 - L23 - L40 - L50 - V01 - V02 - RAL

Moulded frame



MF-CS

Colors

A01 - F01 - F02 - V01 - V02 - RAL

Side panels



SP-PL

Side panels are to be added exclusively in the case of "wall-back" or "central" installations.

Colors

M01 - L10 - L11 - L20 - L21 - L22 - L23 - L40 - L50 - V01 - V02 - RAL

Fit cladding



FC-RF*1A

FC-RF*2A

FC-RF*3A

Complete cladding for top, sides and front flap.

Colors

L01 - L10 - L11 - L20 - L21 - L22 - L23 - L40 - L50 - V01 - V02 - RAL

COLORS







XM-H20



350

mm



24



+5 / +18

900 x 350 x 902



XM-M22



510

mm



42



+5 / +18

900 x 510 x 943

XM-M20



510

mm



48



+5 / +18

900 x 510 x 943

XM-C20



510

mm



48



+5 / +18


900 x 510 x 943

XM-C22



510

mm



42



+5 / +18

900 x 510 x 943



XM-H24



350

mm



21 / 32



+5 / +18

900 x 350 x 902

XM-M24



510

mm



42 / 64



+5 / +18

900 x 510 x 943

XM-C24



510

mm



42 / 64



+5 / +18

900 x 510 x 943

OPTIONAL

The units *14 of the XM series are supplied without internal fittings. You can customize the interior by choosing one or more of the following options.



OPT-14MP-BF

Front neck bottles



OPT-14-B0

Horizontal bottles



OPT-14MP-BI

Reclined bottles



OPT-14MP-PR

Adjustable shelf



OPT-14H-B0

Horizontal bottles



OPT-14MPH-BI

Reclined bottles



OPT-14MPH-PR

Adjustable shelf



XM-H2-01



350



mm

900 x 350 x 902



XM-H2-02



350



mm

486 x 350 x 902



XM-M2-01



510



mm

900 x 510 x 943



XM-M2-02



510



mm

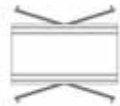
486 x 510 x 943



XM-C2-01



510



mm

900 x 510 x 943



XM-C2-02



510



mm

486 x 510 x 943





XM-H2-30



350



mm

900 x 350 x 902



XM-H2-31



350



mm

486 x 350 x 902



XM-M2-30



510



mm

900 x 510 x 943



XM-M2-31



510



mm

486 x 510 x 943



XM-C2-30



510




mm

900 x 510 x 943



XM-C2-31



510



mm

486 x 510 x 943






XM collection means versatility.

With XM models you can create cupboards in different sizes and finishes.

The pictured installation is composed of two XM-H20 cellars, XM-H25 cabinet and linear black HPL cladding.

 **Xi WINE SYSTEMS**
to present & store perfectly

Fit cladding



FC-RF*1D



FC-RF*2D



FC-RF*3D

The linear cladding is made in HPL and includes top, side panes and lower front flap.

COLORS



Special RAL colors

 RAL 1001 BEIGE	 RAL 1002 SAND YELLOW	 RAL 1003 SIGNAL YELLOW	 RAL 1006 MAIZE YELLOW	 RAL 1007 DAFFODIL YELLOW	 RAL 5020 OCEAN BLUE	 RAL 6005 MOSS GREEN	 RAL 6011 RESEDA GREEN	 RAL 6019 PASTEL GREEN	 RAL 7000 SQUIRREL GREY
 RAL 1011 BROWN BEIGE	 RAL 1014 IVORY	 RAL 1015 LIGHT IVORY	 RAL 1019 GREY BEIGE	 RAL 1024 OCHRE YELLOW	 RAL 7001 SILVER GREY	 RAL 7003 MOSS GREY	 RAL 7004 SIGNAL GREY	 RAL 7006 BEIGE GREY	 RAL 7011 IRON GREY
 RAL 1034 PASTEL YELLOW	 RAL 2000 YELLOW ORANGE	 RAL 2003 PASTEL ORANGE	 RAL 2010 SIGNAL ORANGE	 RAL 3004 PURPLE RED	 RAL 7030 STONE GREY	 RAL 7032 PEBBLE GREY	 RAL 7035 LIGHT GREY	 RAL 7036 PLATINUM GREY	 RAL 7042 TRAFFIC GREY A
 RAL 3005 WINE RED	 RAL 3007 BLACH RED	 RAL 3009 OXIDE RED	 RAL 3012 BEIGE RED	 RAL 3017 ROSE	 RAL 8002 SIGNAL BROWN	 RAL 8007 FAWN BROWN	 RAL 8014 SEPIA BROWN	 RAL 8017 CHOCOLATE BROWN	 RAL 8019 GREY BROWN
 RAL 3031 ORIENT RED	 RAL 4001 RED LILAC	 RAL 4004 CLARET VIOLET	 RAL 4009 PASTEL VIOLET	 RAL 5003 SAPPHIRE BLUE	 RAL 8022 BLACK BROWN	 RAL 8025 PALE BROWN	 RAL 8028 TERRA BROWN	 RAL 9001 CREAM	 RAL 9002 GREY WHITE
 RAL 5004 BLACK BLUE	 RAL 5005 SIGNAL BLUE	 RAL 5008 GREY BLUE	 RAL 5012 LIGHT BLUE	 RAL 5014 PIGEON BLUE	 RAL 9003 SIGNAL WHITE	 RAL 9004 SIGNAL BLACK	 RAL 9005 JET BLACK	 RAL 9010 PURE WHITE	 RAL 9016 TRAFFIC WHITE

OPTIONAL

CODE		DS	Available	Details
 OPT-RGB		RGB controller	All units Toutes	Replaces standard white LEDs with RGB LEDs. Various colours, lighting effects and dimming can be selected with the included remote control. RGB's white hue is very cool (6000-6500°K). We suggest not using the RGB LEDs for cold dish and cured meats/cheese units.
 OPT-CBD		Dinamic white controller	All units Toutes	Installation of DYNAMIC WHITE (140 led/m - 19,2 Wm - 2.000 lumen/m - 24 V) setup in place of standard white LEDs. Remote control for white setting (ranging from warm white 2700 K to cold white 6000 K). Dimmer.
 OPT-CIN		Inverter compressor	All M / C units Not available: Modul B H units (standard)	Installation of cooling system with inverter compressor (variable speed operation with dedicated electronics) - 35% energy saving - 25% decreased noise - Available for 230 V - 50/60 Hz.
 OPT-ABK		All black	All units Toutes	Black matte epoxy powder coating of all internal (beams, internal panels, accessories, shelf) and external (door profiles, frame, handles, flank) metal parts. Depending on model, some details i.e. screw caps or shelf supports remain in stainless steel finish.
 OPT-PCN		Black doors	All units Toutes	Black epoxy powder coating of the external part. (door profile, frame, handles)
 OPT-VIN		Internal black coating	All units	All internal aluminum parts are finished with matte black powder coating (sides, central panels, rods, strut, back, base and top). Depending on model, some details i.e. screw caps or shelf supports remain in stainless steel finish.
 OPT-RIS		Mirror panel	All M / C units Not available: Modul B H units (standard)	Replaces the standard anodized aluminium lining with an aluminium mirror coating. Depending on the model, it applies to side and back panels.
 OPT-FCA		Activated carbon filter	All units	Rechargeable activated carbon filter. The filter can be easily removed from the cabinet to quickly replace the coals. It allows a natural circulation of air in the wine showcase. This option is suggested for the showcases used for conservation that are not frequently opened.
 OPT-V1		Stainless steel tray	All units	Polished stainless steel tray with edges bent at 45 degrees, dim. W x D x H 171 x 195 x 15 mm. Up to 4 trays fit on each glass shelf 350 x 400 mm (chocolate - cold dishes) as well as on 340 x 400 mm shelves (cured meats/cheese). Useful to make the most of the available space for chocolate, cold dish and cured meats/cheese units.







